




Contact ECU by  
phone on 134 328

For calls outside Australia  
phone (61 8) 6304 0000

Email us at  
[enquiries@ecu.edu.au](mailto:enquiries@ecu.edu.au)  
or visit [ecu.edu.au](http://ecu.edu.au)

Find us at

-  [ECUjourney](#)
-  [edithcowanuni](#)
-  [edithcowanuniversity](#)

## EDITH COWAN UNIVERSITY **POCKET STATS 2016**



**THE** WORLD  
UNIVERSITY  
RANKINGS  
ONE HUNDRED  
AND FIFTY  
UNDER FIFTY

TIMES  
HIGHER  
EDUCATION



# POCKET STATS 2016

## About ECU

Edith Cowan University (ECU) is a young and progressive university with a strong reputation for excellence in teaching and state of the art facilities. Our dedicated teachers and researchers develop and impart knowledge that transforms the lives of, not just the individuals who study with us, but also the lives of people in communities around the world.

ECU is an ethical and responsible organisation with strong values that are owned and demonstrated by the whole University community. These values influence how we work and flow to the University's commitments on societal issues such as reconciliation, gender equality, opportunities for disadvantaged people and reducing our impact on the environment.

ECU's dedication to our students has been rewarded with five star ratings for teaching excellence for eight years in a row from the Good University Guide and we rank in the top 10 for student satisfaction and teaching quality. ECU is ranked in the top 5% of universities in THE World university rankings.

ECU's world-class research strives to make a difference to the community in Western Australia and beyond. ECU focuses on working with our communities, business and government organisations to solve real-world problems.

The University was named after Edith Dircksey Cowan, the first woman to be elected to an Australian Parliament. Her life was dedicated to the belief that education was the key to growth, change and improvement in society. Her example informs ECU's values as we pride ourselves on developing capable graduates who lead engaged and productive lives in the communities in which they live and work.

## At a glance

ECU has almost 29,000 students. We annually welcome some 5,200 international students originating from more than 100 countries.

We have 8 Schools that collectively deliver more than 300 courses – Arts and Humanities; Business and Law; Engineering; Medical and Health Sciences; Nursing and Midwifery; Science; Education; and the Western Australian Academy of Performing Arts (WAAPA).

Our courses are offered at our three campuses – Joondalup and Mount Lawley in metropolitan Perth, and the South West Campus in Bunbury, 200km south of Perth. ECU also offers a comprehensive suite of online study options.

ECU incorporates the world-renowned Western Australian Academy of Performing Arts (WAAPA), the oldest and largest School of Education in Western Australia, the largest Nursing program in the State and Kurongkurl Katitjin, ECU's Centre for Australian Indigenous Education and Research.

Student Enrolments 2016	28,782
Student Load 2016 (EFTSL)	18,249
Course Completions 2015	7,095
Total Staff 2016 (FTE)	1,723
Research Income 2015 (\$'000)	15,052
Revenue 2015 (\$'000)	389,556
Expenditure 2015 (\$'000)	360,659
Operating Result 2015 (\$'000)	28,897
Capital Expenditure 2015 (Net) (\$'000)	52,700
Total Assets 2015 (\$'000)	1,175,067
Net Assets 2015 (\$'000)	912,251
Total University Land area 2016 (ha)	114.8



## Student Enrolments<sup>1</sup>

	2016	2015
<b>By Gender</b>		
Female	17,546	16,778
Male	11,229	10,648
Other	7	1
<b>By Mode of Attendance</b>		
Full-time	21,445	20,073
Part-time	7,337	7,354
<b>By Home Campus</b>		
Joondalup	14,484	13,747
Mount Lawley	7,395	7,327
South West (Bunbury)	1,260	1,188
International Study Centres	568	497
Online	5,075	4,671
<b>By Enrolled School</b>		
School of Arts and Humanities	4,705	4,705
School of Business and Law	4,943	4,798
School of Education	5,617	5,285
School of Engineering	1,831	1,677
School of Medical and Health Sciences	3,431	3,573
School of Nursing and Midwifery	3,022	2,620
School of Science	2,064	1,967
Western Australian Academy of Performing Arts	1,135	1,115
Kurongkurl Katitjin	24	21
Other	2,010	1,666
<b>By Course Level</b>		
Doctoral Degree (Research)	525	489
Doctoral Degree (Professional)	3	5
Masters Degree (Research)	191	189
Masters Degree (Coursework)	3,834	3,377
Graduate Diploma	1,476	1,339
Graduate Certificate	999	1,154
Bachelor Honours Degree	634	425
Bachelor Degree	18,505	18,094
Associate Degree	31	32
Diploma / Advanced Diploma (HE)	8	11
VET	306	335
Enabling Course	1,927	1,801
Cross-Institutional / Non Award	343	176
<b>Total Student Enrolments</b>	<b>28,782</b>	<b>27,427</b>

### Notes:

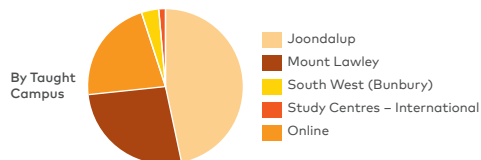
1. Student enrolment figures are based on 31 August data. A student with multiple enrolments is counted only once.  
2015 and 2016 have been impacted by a State Government decision to change the commencing age of students at WA Schools in 2001. The change, "the half cohort", has reduced the number of School Leavers commencing in 2015, which has also continued to impact 2016 through less than normal commencing and continuing students numbers.

## Student Load (EFTSL)<sup>2+3</sup>

	2016	2015
<b>By Mode of Study</b>		
On-campus	14,224	13,413
Online	4,025	3,833
<b>By Taught Campus</b>		
Joondalup	8,528	7,781
Mount Lawley	4,862	4,782
South West (Bunbury)	625	616
International Study Centres	238	311
Online	3,997	3,755
<b>By Taught School</b>		
School of Arts and Humanities	2,965	3,004
School of Business and Law	3,175	2,973
School of Education	3,158	2,958
School of Engineering	1,149	1,013
School of Medical and Health Sciences	2,242	2,322
School of Nursing and Midwifery	1,811	1,585
School of Science	1,536	1,438
Western Australian Academy of Performing Arts	1,025	1,033
Kurongkurl Katitjin	91	86
Other	1,098	833
<b>By Course Level</b>		
Doctoral Degree (Research)	344	313
Doctoral Degree (Professional)	2	2
Masters Degree (Research)	94	93
Masters Degree (Coursework)	2,458	2,041
Graduate Diploma	826	717
Graduate Certificate	269	335
Bachelor Honours Degree	459	288
Bachelor Degree	12,560	12,238
Associate Degree	17	16
Diploma / Advanced Diploma (HE)	5	4
VET	267	296
Enabling Course	921	858
Cross-Institutional / Non Award	29	45
<b>Total Student Load (EFTSL)<sup>4</sup></b>	<b>18,249</b>	<b>17,246</b>

### Notes:

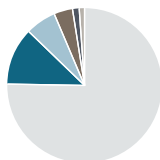
- Equivalent Full-time Student Load (EFTSL): one EFTSL represents the workload of a student undertaking a full-time program of 120 credit points.
- Student EFTSL is based on actual load as at 31 August.
- Due to rounding, total student load may not agree when summated.



## International Students

	2016	2015
<b>Enrolments by Gender</b>		
Female	2,179	1,753
Male	3,063	2,602
<b>Enrolments by Home Campus</b>		
Joondalup	2,935	2,392
Mount Lawley	1,646	1,380
South West (Bunbury)	26	16
International Study Centres	568	496
Online	67	71
<b>Enrolments by Enrolled School</b>		
School of Arts and Humanities	319	309
School of Business and Law	2,194	1,839
School of Education	168	153
School of Engineering	1,070	870
School of Medical and Health Sciences	432	473
School of Nursing and Midwifery	283	224
School of Science	478	417
Western Australian Academy of Performing Arts	10	12
Other	288	58
<b>Enrolments by Home Country Region</b>		
Africa	627	470
Americas	78	92
Asia	3,973	3,190
Europe	207	243
Middle East	324	343
Other	33	17
Total International Enrolments	5,242	4,355
Total International Load (EFTSL)	3,671	3,089
<b>Top 10 Countries of Origin</b>		
India	1,536	1,066
China	414	426
Sri Lanka	403	403
Pakistan	314	212
Kenya	280	191
Japan	214	14
Nepal	214	150
Vietnam	191	145
Bhutan	149	118
Saudi Arabia	142	170

Enrolments  
by Home  
Country Region



■ Africa ■ Europe  
■ America ■ Middle East  
■ Asia ■ Other

## Student Outcomes

Course Completions <sup>5</sup>	2015	2014
<b>By Course Level</b>		
Doctoral Degree (Research)	88	91
Doctoral Degree (Professional)	2	3
Masters Degree (Research)	36	37
Masters Degree (Coursework)	888	811
Graduate Diploma	716	764
Graduate Certificate	602	697
Bachelor Honours Degree	86	101
Bachelor Degree	3,781	3,661
Associate Degree	7	5
Diploma / Advanced Diploma (HE)	5	9
Enabling	592	627
VET <sup>6</sup>	292	355
<b>Total</b>	<b>7,095</b>	<b>7,161</b>

### Notes:

5. Course Completions are based on the numbers reported to the Commonwealth Dept. of Education and Training as at 30 April 2016. The figures include completions between 1 Apr 2015 - 31 Mar 2016. Enabling completions are internally sourced.

6. VET figures are based on full year completions reported to the WA Department of Training and Workforce Development.

Australian Graduate Survey	Year Surveyed					
	2015			2014		
CEQ (% Agreement)	ECU	Nat.	WA	ECU	Nat.	WA
Overall Satisfaction	85	83	81	85	83	82
Generic Skills Scale	81	80	78	80	79	78
Good Teaching Scale	72	68	65	71	67	66
<b>GDS (% Respondents)</b>						
Further study	19	26	24	22	27	23
Full-time employment	65	69	66	57	68	65

### Explanation Notes for Australian Graduate Survey:

- The Course Experience Questionnaire (CEQ) and Graduate Destination Survey (GDS) are components of the national Australian Graduate Survey of all university graduates, conducted by Graduate Careers Australia (GCA).
- Graduates are surveyed 4 months after course completion, mainly around April for end-of-year completers.
- ECU has exceeded the GCA's minimum Response Rate of 50%.
- The CEQ measures relate to bachelor-level graduates, both domestic and onshore international.
- The GDS Full-time employment and Further study measures relate to bachelor-level domestic graduates only.
- The CEQ measure is percent Agreement. This is the percentage of responses which score 4 or 5 on a 5-point agreement scale.
- Full Time Employment is the percentage of domestic Bachelor course graduates in full-time employment as a proportion of all domestic Bachelor graduates in or seeking full-time work.
- Nat.: National average.
- Further details on the survey and methodology can be viewed at the GCA website [www.graduatecareers.com.au](http://www.graduatecareers.com.au)

## Staff (FTE)<sup>7+8</sup>

	2016	2015
<b>Academic Staff by Organisational Area</b>		
School of Arts and Humanities	124	118
School of Business and Law	110	112
School of Education	104	99
School of Engineering	32	34
School of Medical and Health Sciences	123	107
School of Nursing and Midwifery	60	52
School of Science	79	63
Western Australian Academy of Performing Arts	87	82
Kurungkurl Katitjin	13	10
Service Centres	36	45
<b>Total</b>	<b>768</b>	<b>722</b>
<b>Professional Staff by Organisational Area</b>		
School of Arts and Humanities	28	29
School of Business and Law	11	35
School of Education	22	21
School of Engineering	12	11
School of Medical and Health Sciences	53	50
School of Nursing and Midwifery	18	18
School of Science	23	21
Western Australian Academy of Performing Arts	26	25
Kurungkurl Katitjin	19	15
Service Centres	742	744
<b>Total</b>	<b>954</b>	<b>969</b>
<b>Academic Staff by Function</b>		
Teaching and Research	393	408
Research only	62	58
Teaching focused	307	247
Other	6	10
<b>Academic Staff by Level</b>		
Professor	41	47
Associate Professor	63	55
Senior Lecturer	154	154
Lecturer	511	466
<b>Staff by Gender</b>		
Female	1,058	1,039
Male	665	654
<b>Total Staff<sup>9</sup></b>	<b>1,723</b>	<b>1,693</b>

### Notes:

7. Academic staff include ongoing, fixed term and Sessional staff. Professional staff include ongoing and fixed term staff. Figures are as at last pay period of March and are actual worked FTE.

8. Full-time Equivalent (FTE): a measure of staff resources express in terms of the number of full-time staff who would be required in a full year to perform equivalent duties.

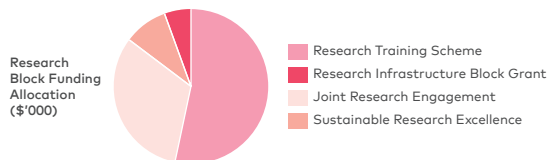
9. Due to rounding staff (FTE) may not agree when summated.

## Research

	2015	2014
<b>Research Publications</b>		
Books	4	6
Book Chapters	39	44
Journal Articles	383	332
Refereed Conference Publications	85	96
Weighted Publications per 10 FTE <sup>10</sup>	11	11
<b>Research Income (\$'000)</b>		
Australian Competitive Research Grants	2,375	5,565
Cooperative Research Centres Income	1,811	1,692
Industry and Other Income	4,799	3,120
Other Public Sector Research Income	6,067	5,655
<b>Total</b>	<b>15,052</b>	<b>16,032</b>
Income per 10 FTE <sup>10</sup>	324	352
<b>Research Block Funding Allocation (\$'000)</b>		
Research Training Scheme	4,605	4,558
Research Infrastructure Block Grant Scheme	465	439
Joint Research Engagement Scheme	2,747	2,808
Sustainable Research Excellence Scheme	790	716
<b>Total</b>	<b>8,607</b>	<b>8,521</b>

### Notes:

10. FTE includes all "Research only" and "Teaching and Research" staff.



## Financial Sources (\$'000)

	2015	2014
<b>Revenue</b>		
Commonwealth Government	156,730	162,839
WA Government	11,339	13,318
Student Tuition Fees (HECS & FEE-HELP)	101,028	102,506
Other Fees and Charges	81,604	70,683
Investment Income	14,359	13,790
Royalties, Trademarks and Licences	6,418	6,336
Consultancy and Contract Research	5,815	5,549
Other	12,263	16,548
<b>Total Revenue</b>	<b>389,556</b>	<b>391,569</b>
<b>Expenditure</b>		
Academic Staff Salaries	103,728	106,643
General Staff Salaries	117,691	115,035
Depreciation Expenses	21,859	20,581
Other Expenses	117,381	121,815
<b>Total Expenditure</b>	<b>360,659</b>	<b>364,074</b>
<b>Net Operating Result</b>	<b>28,897</b>	<b>27,495</b>
<b>Assets</b>		
Total Current	183,020	217,769
Total Non-Current	992,047	944,799
<b>Total Assets</b>	<b>1,175,067</b>	<b>1,162,568</b>
<b>Liabilities</b>		
Total Current	110,275	89,093
Total Non-Current	152,541	175,520
<b>Total Liabilities</b>	<b>262,816</b>	<b>264,613</b>
<b>Net Assets</b>	<b>912,251</b>	<b>897,955</b>

## ECU's Vision, Purpose and Values

### Vision

ECU's vision is to be recognised for our world-ready graduates and leading edge research.

### Purpose

ECU's purpose is to transform lives and enrich society through education and research.

### Values

What we do at ECU, and the way we interact with others, is underpinned by the following four values.

All students, staff and Council members are expected to embrace these values in the conduct of their work, study and service to the University and in their interactions with our external partners.

**Integrity:** being ethical, honest and fair

**Respect:** considering the opinions and values of others

**Rational Inquiry:** motivated by evidence and reasoning

**Personal Excellence:** demonstrating the highest personal and professional standards



## Strategic Themes

- Dedicated to our students
- Connecting with our community
- Building strategic partnerships and collaborations
- Fostering strong alumni relations
- Promoting equality, diversity and social responsibility